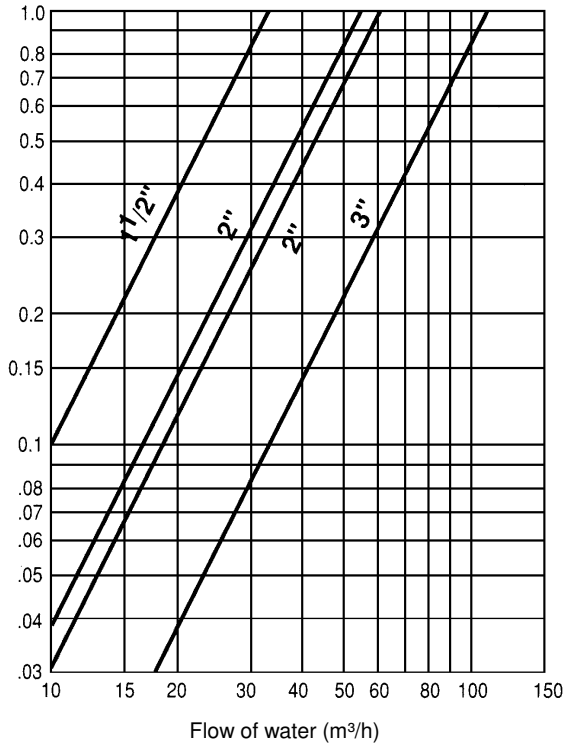


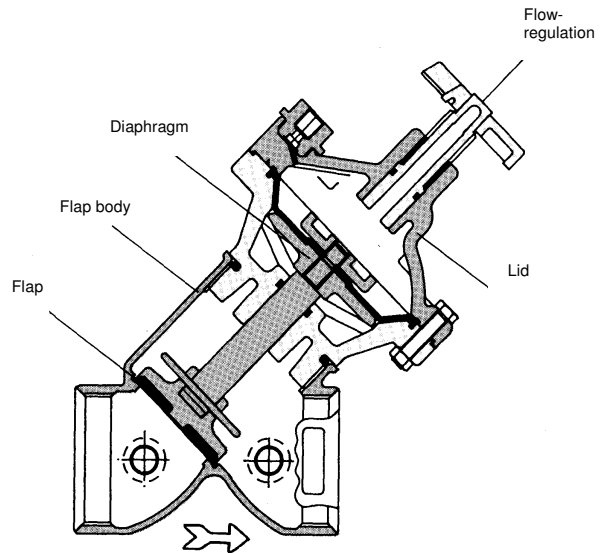
# Y valve Technical Data



Flow diagram:



Cross-section:

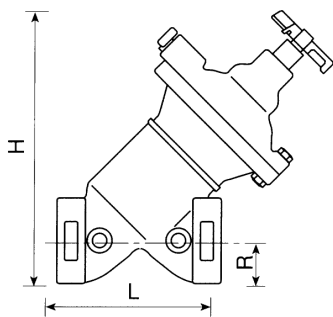


Dimensions and weights:

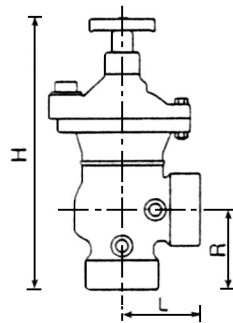
Description	Unit	Thread				Flange
Type nr.		30015Y1	30020Y1	30020H1	30030Y1	30030Y3
Connection	inch	1 1/2"	2"	2" Haaks	3"	3"
L	mm	112	124	71	210	235
H	mm	175	215	256	275	325
R	mm	30	40	75	58	98
Width	mm	105	125	135	160	200
Bolt circle dia.	mm	-	-	-	-	PN10-160
Weight	kg	1,25	2,0	2,25	7,4	14,7



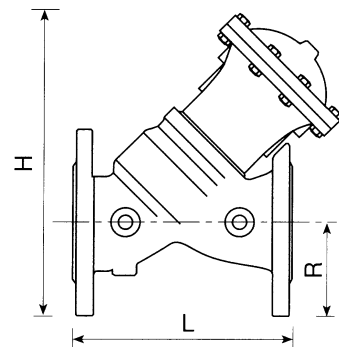
Subject to changes and/or misprints



Thread



Angle-patterned



Flange