

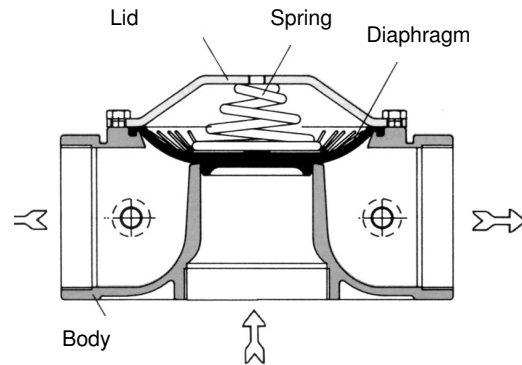
Hydrant valve Technical Data



Material specifications:

- Body : anodised aluminium alloy
MIL-A8625 Typelll; polyester coated.
- Cover : steel; polyester coated.
- Diaphragm : with nylon reinforced NR (natural rubber)
- Models : angle-patterned, T or Dubbel T
- Connections : 3" BSP (female thread)
- Pressure level: ISO PN10 - ANSI 125
- Pressure range: 0,7 - 10 bar
- Temperature : water up till 80°C
- Option : with flow stem (M)

Cross-section :

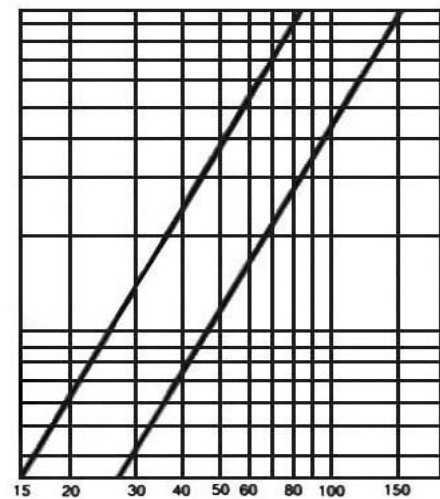
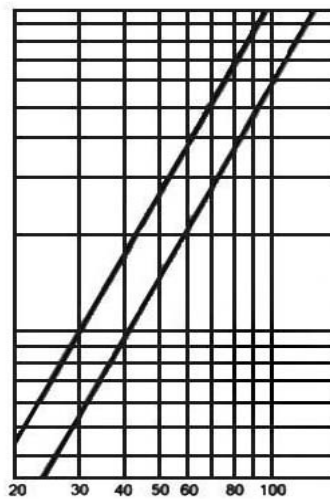
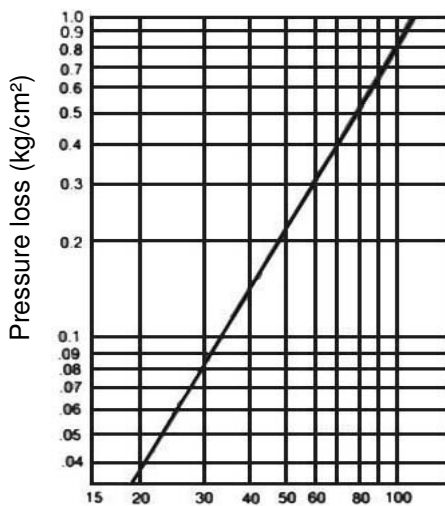


Flow diagram:

Angle-patterned (H)

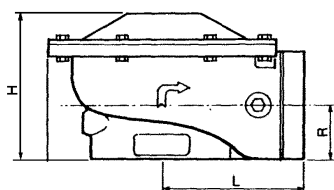
T model (T)
Single outlet
Dubbel outlet

Dubbel T model (D)
Single outlet
Dubbel outlet

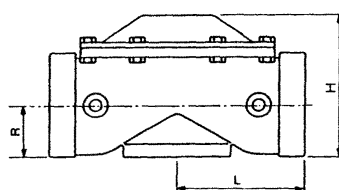


Dimensions and weights:

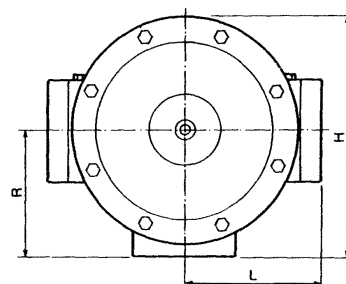
Design	Unit	3" angle-patterned	3" T-model	3" Dubbel T
Type nr.		41030A	41030T	41030D
L	mm	107	107	111
H	mm	148	148	190
R	mm	50	50	100
Width	mm	183	183	200



Angle-patterned (H)



T model (T)



Dubbel T model (D)



Subject to changes and/or misprints